

Annual Performance Review 2017-2018

Aurora Academy Charter School

Released: July 12, 2019 by Aurora Public Schools



QUESTIONS?

Office of Autonomous Schools
Aurora Public Schools
15701 E 1st. Ave., Ste 112
Aurora, CO 80011
303-344-8060 ext. 28320

PURPOSE OF THIS REVIEW

Every year, Aurora Public Schools produces an Annual Performance Review for each charter school it oversees, for use by the school and other stakeholders. The report summarizes the school's academic performance, organizational performance (including legal compliance), and financial health and sustainability, according to the most recent data available for the year in review. The Annual Performance Review also provides an overview of the charter school's enrollment demographics for the year reviewed.

Aurora Public Schools is committed to promoting high-quality education for public school students in Aurora. This Annual Performance Review is produced in order to:

1. Provide timely information to the charter school on its performance relative to the standards and expectations established by applicable federal and state law and the charter contract.
2. Identify the school's strengths and any areas needing improvement.
3. Provide information that enables the community and the public to understand the school's performance, including its fulfillment of public obligations.



DESCRIPTION OF RATINGS

Meets Standard:

All indicators in the section have been met.

Approaching Standard:

More than 75% of indicators in the section have been met.

Does Not Meet Standard:

50-75% of indicators in the section have been met.

Falls Far Below Standard:

Less than 50% of indicators in the section have been met.

Each charter school undergoes either a **STANDARD or **INTENSIVE** Internal Audit Review by APS. **INTENSIVE** reviews are performed for schools in Y1, renewal year, or if the District has reasonable concern to conduct a more thorough review of the school.*

SCHOOL AT A GLANCE

| ACADEMIC PERFORMANCE | |
|---|-------------------------------|
| Educational Program | MEETS STANDARD |
| State SPF Rating | PERFORMANCE PLAN |
| FINANCIAL PERFORMANCE | |
| Short-Term Financial Health | DOES NOT MEET STANDARD |
| Long-Term Financial Health | MEETS STANDARD |
| Internal Audit Review - STANDARD | APPROACHING STANDARD |
| ORGANIZATIONAL PERFORMANCE | |
| Governance, Reporting & Staff | DOES NOT MEET STANDARD |
| School Environment | MEETS STANDARD |
| Enrollment | MEETS STANDARD |

CONTACT INFORMATION

10251 East 1st Avenue
Aurora, CO 80010 | 303-367-5983
(Neighborhood: NW Aurora)

<http://www.aacademy.org/>

YEAR OPENED: **2000**
CONTRACT EXPIRES: **2020**

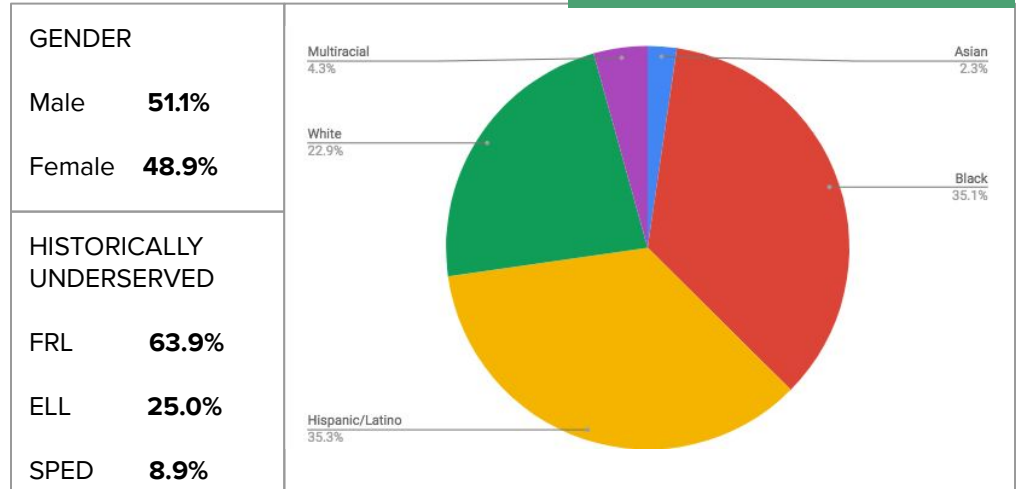
GRADES SERVED: **K-8**

LEADERSHIP

Pat Leger, Executive Director
Amy Hoen, Principal

SCHOOL OVERVIEW

STUDENT DEMOGRAPHICS



EVERY SCHOOL IS MORE THAN A SNAPSHOT

You can find more information about this school, including their academic and extracurricular offerings, by viewing the school's website.

ACADEMIC PERFORMANCE

The Academic Performance section includes indicators that allow the authorizer to evaluate the school's academic performance or outcomes. Specifically, this section answers the question:

Is the academic program a success?

A charter school that meets the standards in this area is implementing its academic program effectively, and student learning - the central purpose of every school - is taking place.

NOTES

If the school does not meet any of the indicators on this page, additional explanation will be provided here.

| EDUCATIONAL PROGRAM | |
|--|------------|
| Is the school implementing the material terms of the education program as defined in the current charter contract? | YES |
| Is the school complying with applicable education requirements? | YES |
| Is the school protecting the rights of students with disabilities? | YES |
| Is the school protecting the rights of English Language Learner (ELL) students? | YES |

ACADEMIC PERFORMANCE

All data presented here is taken from the school's School Performance Framework (SPF) issued by the Colorado Department of Education.

| ELEMENTARY PERFORMANCE INDICATORS | MEDIAN GROWTH PERCENTILE | SPF RATING |
|-----------------------------------|--------------------------|--------------------|
| English Language Arts Growth | 42.0% | APPROACHING |
| Math Growth | 42.0% | APPROACHING |
| ELP Growth | 57.0% | MEETS |
| MIDDLE PERFORMANCE INDICATORS | MEDIAN GROWTH PERCENTILE | SPF RATING |
| English Language Arts Growth | 71.0% | EXCEEDS |
| Math Growth | 68.0% | EXCEEDS |
| ELP Growth | N/A | N/A |

OVERALL SPF RATING

| | |
|---------------------------|--|
| Academic Achievement | Elementary - APPROACHING Middle - MEETS |
| Academic Growth | Elementary - APPROACHING Middle - EXCEEDS |
| Overall SPF points earned | 70.7/100 PERFORMANCE PLAN |

ACADEMIC PERFORMANCE CMAS PARCC

APS evaluates a charter school's academic performance using several key indicators, including student results on standardized assessment from the previous academic year. In the charts below, this charter school's academic performance is compared against Aurora Public Schools as a whole. If the school's performance or growth (either overall or by grade grouping) is less than the district's, the group is highlighted in red.

Data points in the Achievement table are presented through Mean Scale Scores, and data points in the Growth table are presented through Median Growth Percentiles. More information about the calculation of these data points is available through the Colorado Department of Education.

ENGLISH LANGUAGE ARTS

| ACADEMIC ACHIEVEMENT | | |
|----------------------|-------------|-----------------------|
| GRADE LEVELS | THIS SCHOOL | AURORA PUBLIC SCHOOLS |
| 3-5 | 735.9 | 725.6 |
| 6-8 | 752.4 | 726.5 |
| 9-12 | N/A | N/A |

| ACADEMIC GROWTH | | |
|-----------------|-------------|-----------------------|
| GRADE LEVELS | THIS SCHOOL | AURORA PUBLIC SCHOOLS |
| 3-5 | 42.0% | 49.0% |
| 6-8 | 71.0% | 50.0% |
| 9-12 | N/A | N/A |

MATH

ACADEMIC ACHIEVEMENT

| GRADE LEVELS | THIS SCHOOL | AURORA PUBLIC SCHOOLS |
|--------------|-------------|-----------------------|
| 3-5 | 730.7 | 719.7 |
| 6-8 | 741.2 | 716.4 |
| 9-12 | N/A | N/A |

ACADEMIC GROWTH

| GRADE LEVELS | THIS SCHOOL | AURORA PUBLIC SCHOOLS |
|--------------|-------------|-----------------------|
| 3-5 | 42.0% | 48.0% |
| 6-8 | 68.0% | 50.0% |
| 9-12 | N/A | N/A |

SCIENCE

GRADE LEVELS

THIS SCHOOL

AURORA PUBLIC SCHOOLS

3-5

561.1

532.0

6-8

649.2

504.4

9-12

N/A

N/A

GRADE LEVELS

THIS SCHOOL

AURORA PUBLIC SCHOOLS

3-5

N/A

N/A

6-8

N/A

N/A

9-12

N/A

N/A

OVERALL FINANCIAL HEALTH

The Financial Performance section uses key data to assess the financial health and viability of the charter school by analyzing the current state of the school while taking into account the school's financial trends over a period of three years. The indicators are designed to provide a lens into a school's overall financial situation and provide insight into historic trends and future viability.

Information for this section is pulled from the school's independent audits.

SHORT-TERM METRICS

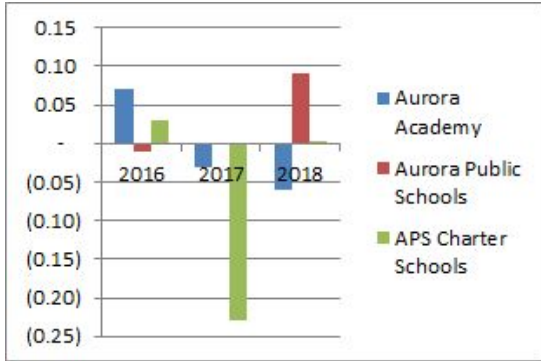
| | 3-YEAR AVG. | FY18 VALUE | What is significantly below standard? |
|------------------------------|-------------|------------|---------------------------------------|
| Operating Margin Ratio | (0.01) | (0.06) | Less than 0 |
| Asset Sufficiency Ratio | 5.63 | 4.54 | Less than 1 |
| Change in Fund Balance Ratio | (0.01) | (0.25) | Less than 0 for all 3 years |
| Average Days Cash on Hand | 100.10 | 70.16 | Less than 30 days |

LONG-TERM METRICS

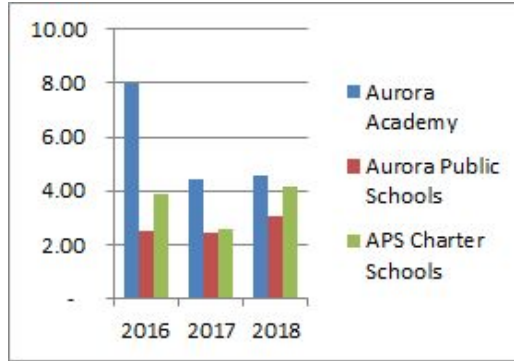
| | 3-YEAR AVG. | FY18 VALUE | What is significantly below standard? |
|-----------------------------|-------------|------------|--|
| Net Position (% of Revenue) | 22.84% | 16.93% | Less than 0% |
| Operating Reserve Ratio | 0.23 | 0.16 | Less than 0.0192 (1/52, or one week of reserves) |
| Debt Burden Ratio | 12.55 | 14.31 | Less than 1.0 |

SHORT-TERM FINANCIAL HEALTH

OPERATING MARGIN RATIO



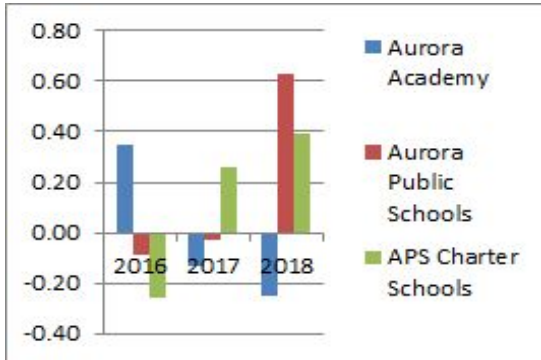
ASSET SUFFICIENCY RATIO



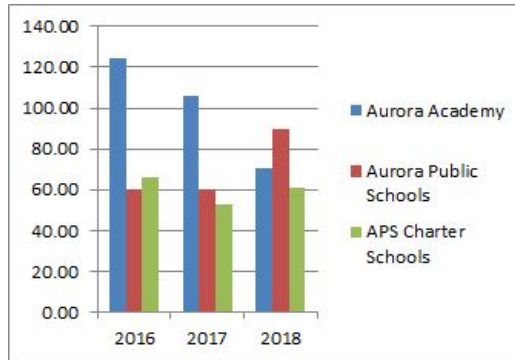
Operating Margin Ratio (OMR) indicates the amount added to reserves for every \$1 in total general fund gross revenue.

Asset Sufficiency Ratio (ASR) indicates the coverage of general fund assets to general fund liabilities.

CHANGE IN FUND BALANCE RATIO



AVG. DAYS CASH ON HAND

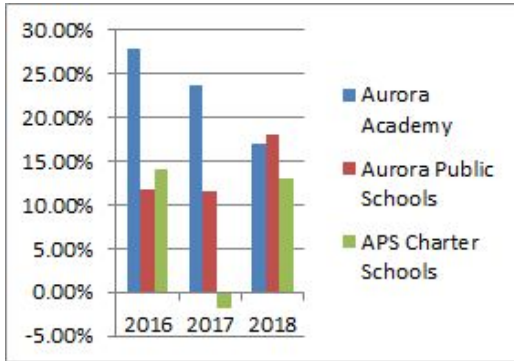


Change in Fund Balance Ratio (CFBR) indicates the change in the fund balance of the general fund from one year to the next in relationship to the prior year fund balance.

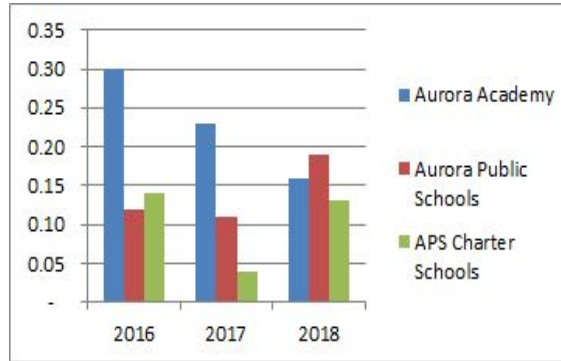
Average Days of Cash on Hand is the number of days a school could operate without receiving additional money (calculated as the school's total cash divided by the average daily cost to run the school).

LONG-TERM FINANCIAL HEALTH

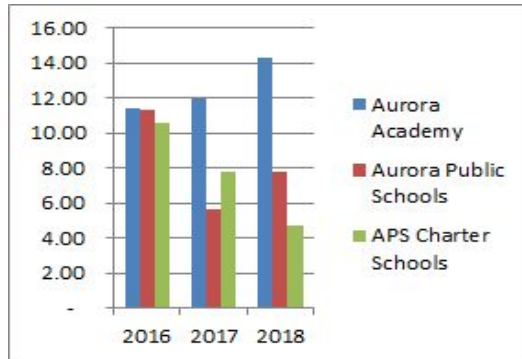
NET POSITION (% OF REVENUE)



OPERATING RESERVE RATIO



DEBT BURDEN RATIO



Net Position (% of Revenue) measures how much a school is worth as a percentage of their total annual revenue (calculated as net position divided by total revenue).

Operating Reserve Ratio (ORR) indicates the amount the general fund ending fund balance will cover of the current year general fund expenditures, including transfers.

Debt Burden Ratio (DBR) indicates the coverage of revenue of fund(s) paying debt service to the annual principal and interest payments, including leases.

STANDARD REVIEW METRICS
2017-18

| | |
|---|-----|
| Did the school receive an unqualified audit opinion? | YES |
| Was the audit free of any significant findings, notes, weaknesses, or other areas of concern? | YES |
| Have the audit findings from the prior year been addressed or resolved? | N/A |
| Did the school maintain the TABOR reserve? | YES |
| The annual Colorado Department of Education Letter was free of any comments. | N/A |
| Is the school demonstrating short-term financial health? | NO |
| Is the school demonstrating long-term financial health? | YES |
| Is the school meeting financial reporting and compliance requirements? | YES |
| Is the school maintaining financial transparency requirements? | YES |
| Is the school following the appropriate board financial policies and no financial concerns were mentioned in the board meeting minutes? | YES |

FINANCIAL SUMMARY

| | FY16 | FY17 | FY18 |
|-------------------------|---------------|---------------|---------------|
| Total Assets | \$8,657,038 | \$13,332,079 | \$13,234,025 |
| Total Liabilities | \$12,196,907 | \$18,996,554 | \$21,652,575 |
| Net Position | \$(3,539,869) | \$(5,664,475) | \$(8,418,550) |
| NOTES | | | |
| Total Revenue | \$4,709,847 | \$5,081,885 | \$5,768,912 |
| Total Expenses | \$4,670,932 | \$7,206,491 | \$8,202,391 |
| Changes in Net Position | \$38,915 | \$(2,124,606) | \$(2,433,479) |

Short-Term Financial Health:

As indicated on page 9 of this report, the school only met 50% of the short-term financial health indicators for FY17-18.

The APR will be amended in CDE's letter is received.

ORGANIZATIONAL PERFORMANCE

| GOVERNANCE, REPORTING & STAFF | |
|---|------------|
| Is the school complying with governance requirements? | NO |
| Is the school holding management accountable? | NO |
| Is the school complying with reporting requirements? | YES |
| Is the school meeting teacher and other staff credentialing requirements? | YES |
| SCHOOL ENVIRONMENT | |
| Is the school complying with facilities and transportation requirements? | YES |
| Is the school complying with health and safety requirements? | YES |

| OCT. COUNT ENROLLMENT TOTAL |
|-----------------------------|
| 544 |

| PROJECTED ENROLLMENT TARGET |
|-----------------------------|
| 546 |

| ACTUAL % OF ENROLLMENT TARGET | 100% |
|-------------------------------|------|
| MEETS STANDARD | |

Charter schools are required to meet certain regulatory requirements and responsibilities as established by applicable state and federal law and their charter contracts. The Organizational Performance section reports the school's overall performance in the year reviewed in fulfilling legal requirements and other indicators relevant to organizational health and performance.

>95% - MEET; 85-94% APPROACHING; <85% DOES NOT MEET

NOTES

Governance Requirements:

There exists very limited information around Aurora Academy's finances as evident in the Board Meeting minutes. There is no evidence that the governing board approves the annual budget, all budget amendments, and all purchases over an agreed-upon dollar amount. In addition, no documentation was provided that demonstrated an evaluation of administration and leadership to hold them accountable.

INDICATORS IN DETAIL

| EDUCATIONAL PROGRAM | |
|--|---|
| <p>Is the school implementing the material terms of the education program as defined in the current charter contract?</p> | <p>The school is implementing the essential terms of the education program in all material respects and the educational program in operation reflects the essential terms as defined in the charter, including but not limited to:</p> <ul style="list-style-type: none"> • Instructional days or minutes requirements • Graduation and promotion requirements • State assessments |
| <p>Is the school complying with applicable education requirements?</p> | |
| <p>Is the school protecting the rights of students with disabilities?</p> | <p>The school complies with applicable laws, rules, regulations and provisions of the charter relating to the treatment of students with disabilities and students identified as English Language Learners including, but not limited to:</p> <ul style="list-style-type: none"> • Identification and referral • Discipline, including due process protections • Appropriately carrying out SPED and CDLE services • Access to the school's facility and program to students and parents in a lawful manner • Exiting of students from CLDE services and ongoing monitoring of exited students |
| <p>Is the school protecting the rights of English Language Learner (ELL) students?</p> | |

INDICATORS IN DETAIL

| GOVERNANCE, REPORTING & STAFF | |
|--|--|
| Is the school complying with governance requirements? | <p>The school complies with applicable laws, rules, regulations and provisions of the charter relating to governance by its board including, but not limited to:</p> <ul style="list-style-type: none"> • Board policies • Board bylaws • Conflicts of interest • Board composition and membership requirements, if applicable |
| Is the school holding management accountable? | <p>The school complies with applicable laws, rules, regulations and provisions of the charter relating to oversight and evaluation of school leadership.</p> |
| Is the school complying with reporting requirements? | <p>The school complies with applicable laws, rules, regulations and provisions of the charter relating to relevant reporting requirements to the authorizer, CDE, and/or federal authorities.</p> |
| Is the school meeting teacher and other staff credentialing requirements? | <p>The school complies with applicable laws, rules, regulations and provisions of the charter relating to state certification requirements and background checks.</p> |
| SCHOOL ENVIRONMENT | |
| Is the school complying with facilities and transportation requirements? | <p>The school complies with applicable laws, rules, regulations and provisions of the charter relating to the school facilities, grounds, and transportation, including, but not limited to:</p> <ul style="list-style-type: none"> • Fire inspections and related records • Certificate of occupancy • Documentation of insurance coverage • Student transportation |
| Is the school complying with health and safety requirements? | <p>The school complies with applicable laws, rules, regulations and provisions of the charter relating to governance by its board including, but not limited to:</p> <ul style="list-style-type: none"> • Appropriate nursing services • Food services requirements, if applicable • Emergency management plan |